



Solutions for a Better Tomorrow


Hexagon University ALI eLearning Portal

Mitch Fortey - SmartPlant IE Administrator

May 16, 2023




Agenda



- Hexagon University (HU) eLearning Summary
- Hexagon University eLearning General Overview
- Getting Started – How to Register for Access to the eLearn Portal
- An Introduction to the eLearn Environment – Your First Course
- Course Specific Test Drive (live eLearn walk-thru)
- Group Administration Fundamentals (snap-shot)
- Summary wrap up.

Hexagon University (HU) eLearning Summary



- Hexagon University is a **100% Free** Learning Management System (LMS) for all ALI product training needs. It operates on the **360Learning** platform brand of LMS for collaborative learning and internal “upskilling” spearheaded by Hexagon internal staff and supports client course influence and input. HU was first made public in January of 2022.
- HU Provides eLearning self-directed, Instructor-led (and some face-to-face) courses and programs. It DOES NOT replace the need for classroom Instructor-Led training but is a broad range supplemental tool with inherent added value to any training program.
- HU content enhances the user's industry knowledge and improves skills using real-world scenarios, hands-on simulations and best practices. Access “full” content using your **employer e-mail** to login. *FYI: Personal e-mail logins have reduced content access.*
- <https://university.hexagonali.com/>

Key Benefits



Comprehensive Course
Catalog



Knowledgeable Training
Instructors



Flexible Training
Solutions



Convenient Global
Access



Customer
Collaboration



eLearning is
100% FREE


Hexagon University eLearn General Overview

■ What is Hexagon University?

- Hexagon University is Hexagon's new eLearning platform. **It is Free and On-Demand 24/7/365.**
- Hexagon University provides short microlearning courses to facilitate learning in small incremental steps.
- Online training offerings will be supplemented regularly as the training library evolves and grows.

■ Hexagon University replaces other previous Hexagon online training platforms including:

- Intergraph Smart Training Center (ISTC)
- Piping Design Online (PDOL)
- PAS University
- Jovix Train Station
- Infor Campus (for the EAM product)




- **Training content that was previously hosted on those platforms is now available in Hexagon University.**
- Moreover, Hexagon University will offer **more** content covering more Hexagon products.

■ Hexagon University Utilizes Users Groups

- learners are part of **only one Users Group** - this group corresponds to the company they work for. Groups are used to control specific user group client needs. **Each company specific Users Group has FULL access to ALL HU course content and offerings.** Control and progress of a Users Group is non-public to other Groups.

■ Hexagon University Does NOT require a license – Register online and be sure to use your company e-mail.

Hexagon University eLearn General Overview




■ Platform Features:

- Filter by **Type** (course or program), **Product** or **Skill** (SI, CADWorx, SDx, PAS, etc.)
- Interactive customer dashboards track each users learning and progress.
- There is a forum for questions and comments (course and even slide specific) which enhances the improvement feedback loop.
- Comprehensive training records and completion certificates (some CEU qualified coursework available)
- Configurable customer catalog and Group Administrator features.
- Users Groups can have an **Administrator** to structure and steward a user(s) curriculum and course progress.

■ Types of Learning Components in HU:

- **Courses** - Individual learning modules that cover a discrete learning objective. Also know as “Steps” or “Blocks”
- **Programs** - A series of **courses** or **steps** that make up a complete learning set (e.g. 2D | Smart instrumentation Delta Courses)
- **Path** - A training object containing steps. Steps can be courses, classrooms, other paths, programs, or assessments. A broad range training “trail” one follows to complete a set of long-term objectives.
- **Activities** – Can be a particular slide in a course (video demonstrated action), an attached document, or a quiz question. They are discretely searchable in the HU platform

Hexagon University eLearn General Overview



X Type: Courses X Type: Paths Clear all filters


Types of learning items ^


- Courses 171
- Programs 14
- Paths 28
- Activities 8


Skills ^


Search skills

- Piping Design Online 87
- CADWorx 57
- Smart Training Cen... 56
- CAESAR II 23
- Smart Instrumentat... 23
- Smart Electrical 15
- Smart 3D 14

 **j5 Shift Handover configuration**
In this course series, we explain: - How to configure a shift handover - The Features and c...
Anita du Toit
PATH - 3

 **Smart 3Dx | The Radial Menu**
The Radial Menu has several layers containing frequently used commands that can be qu...
Ian Richards
COURSE - 1 4


 **Smart 3Dx | Placing Objects Using PinPoint**
Course Overview This course demonstrates how to move, place, and modify objects with ...
Karen Sweet
COURSE - 1




Hexagon University Product Offering

CADWorx • CAESAR II • EcoSys • HxGN EAM • HxGN SDx •
Intergraph Smart 3D • Intergraph Smart Electrical • Intergraph
Smart Instrumentation • Intergraph Smart Materials •
Intergraph Smart P&ID • Intergraph Smart Reference Data • j5 •
PAS PlantState Integrity & the Integrity Software Suite • Jovix •
PV Elite

Getting Started - How to Register for Access to the eLearn Portal



The Evolving Face of eLearning



Welcome to Hexagon University

We're glad you're here! Hexagon University is a one-stop shop for your product self-paced eLearning needs. Our eLearning contains interactive elements to help you including:

- Hands-on simulations
- Video demonstrations
- Interactive graphics
- Scenarios & workflows

To get started, [register](#) using your company email. Intergraph Smart Cloud users and Smart Community members can select the appropriate login option to access the site using those credentials to sign in.


For questions or support, email us at: universitiesupport.ali@hexagon.com

Learn More



- [Brochure](#)
- [FAQ](#)
- [Documentation](#)
- [Hexagon](#)

Getting Started – How to Register for Access to the eLearn Portal



■ eLearning Home Page (<https://university.hexagonali.com/>)

- To get started, **register** (click the word) using your company email. Intergraph **Smart Cloud** users and **Smart Community** members can select the appropriate login option to access the site using those credentials to sign in (after creation).
- When you click **CREATE ACCOUNT** an e-mail will be sent momentarily to your inbox with registration confirmation, instructions and clickable button links to take you to the portal Home Dashboard. *See FAQ on eLearn web page for more details.*

Hexagon University Account Registration

Please register using your company email in order to access all training available to your organization.

First Name

Last Name

Organization

Business Email

Password

Confirm Password

CREATE ACCOUNT

New paths

🎓

Hello Doug 🤖

You have been enrolled in 2 new paths recently!


Hexagon University | Browse your Hexagon University platform

Hello, new learner! 🤖 Welcome to your new digital training platform! We are happy to help you discover your new training sp...

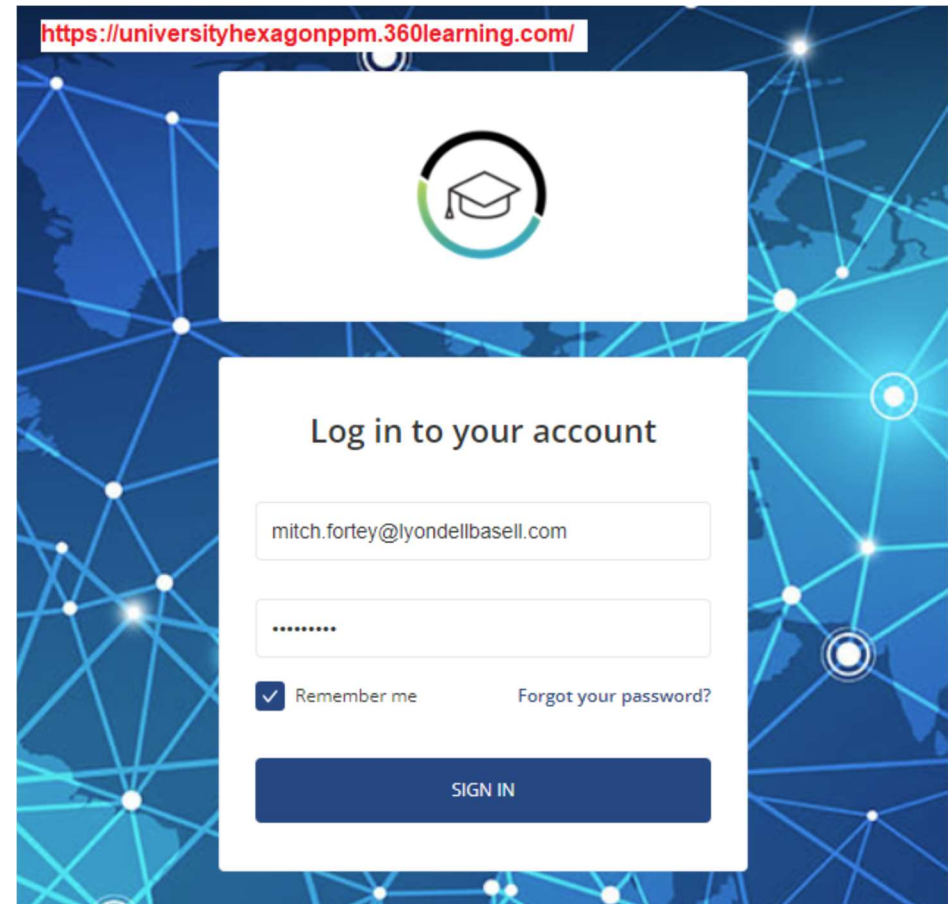
Estimated duration: **40 minutes**
Start: **Thursday, January 6, 2022 at 6:45 AM GMT+1**

PLAY PATH


Getting Started - How to Register for Access to the eLearn Portal



- Once you have registered and received your confirmation e-mail (instantaneous) you can enter the eLearn portal via the e-mail link. Login credential access is generated instantly so you can login in immediately (remember your password).
- The next few slide give you a quick visual tour of the portal and its content starting with the Home screen after login.




<https://universityhexagonppm.360learning.com/>



Log in to your account

Remember me [Forgot your password?](#)

Getting Started – Inside the Hexagon eLearning Portal



Lyondell Chemical Co... Home

All groups
Lyondell Chemical Compa...

Hexagon University | Group Administration...

New training items

- EAM | Screen Designer Part 2
- CloudWorx for Smart 3D | TruSpace Options
- HxGN SDx® | Administration | User roles
- HxGN SDx® | Administration | User...
- EAM | User Setup and L Security

Recommended for you

- Intergraph Smart® Licensing For License...
- Smart P&ID | SEM and SPID; An Overview
- Intergraph Smart 3D and Smart 3Dx | Design...
- Intergraph Smart® Licensing | The Intergraph...
- Smart Electrical | The Engineering Data Editor

Search

Post a message in Lyondell Chemical Company

Mitch Fortey
SmartPlant IE Administrator • 7M

SPI_S13_Page6
Smart Instrumentation | Generating Loop Drawings 1: S...

Prerana SOLANKI

When the Filter was created based on the FT tag and applied the FY tag name disappeared. That should not happen.


Reply Like

See all comments

Mitch Fortey
SmartPlant IE Administrator • 7M

SPI_S13_Page5
Smart Instrumentation | Generating Loop Drawings 1: S...

Getting Started – Inside the Hexagon eLearning Portal



Lyondell Chemical Co...

Home

All groups

Lyondell Chemical Compa...

Help Center

Search

All Users Courses Paths Program Sessions Program templates Groups Classrooms Projects Skills Validations

Post a message in Lyondell Chemical Company

Mitch Fortey
SmartPlant IE Administrator • 7M

NOTIFICATIONS (pop-ups)

FMD0

PRODUCT RELEASE V84

Learners can download subtitle transcripts

Introduction to the course (Record your own video in the place of this one!)

DOWNLOAD TRANSCRIPT

PREVIOUS NEXT


Smart Instrumentation | Generating Loop Drawings 1: S...

FMD0

NOTIFICATIONS (pop-ups)

Fortey, Mitch D, 2023-05-15T20:58:06.332

Getting Started – Inside the Hexagon eLearning Portal



Lyondell Chemical Co... / Lyondell Chemical Company

Home

All groups

Lyondell Chemical Comp...

All Users Courses Paths

New Old

Some reports will be added in an upcoming release. Until then, you can consult them on the "Old Dashboard".

Aggregate subgroups data

Active users Last 6 months

11 Total active users

60 Learners See all

0 Subgroups

Catalog content

- 748 Courses
- 118 Programs
- 140 Paths

See all


Most engaged Learners Last 6 months

- Mitch Forley SmartPlant IE Administrator
- MM Matthew Marchioni
- SW Sean Williams

See all

Role breakdown

An Introduction to the eLearn Environment – You First Course.



- The Learner's first course is mandatory, and you cannot proceed without finishing it first (or at least it use to be that way).
- There are 9 Steps (or Courses) each is approximately 2-3 min. in length. Once you complete them you will be able to continue to the full HU platform offering.
- The next few slide give you a quick visual tour of the portal and its content starting with the “Browse you Hexagon University platform” course.



Hexagon University | Browse your Hexagon University platform


Hello, new learner! 🙌

Welcome to your new digital training platform!

We are happy to help you discover your new training space. Before starting your training and courses, we would like you to have a look at this path. This path consists of multiple microlearning to guide you on how to navigate through the platform, perform activities on it, and how to make best use of it.

So, all the best and let's get started.

An Introduction to the eLearn Environment – You First Course.



Navigation tabs: All, Users, Courses, Paths, Program Sessions, Program templates, Groups, Classrooms, Projects, Skills, Ve

My work **Assigned** Continue editing Ongoing Completed → My work Assigned Continue editing Ongoing **Completed**

Hexagon University | Group Administration

CONTINUE

Intergraph Smart® Instrumentation

COMPLETED

Smart Instrumentation Series 02 | Updates since...

COMPLETED

2D | Smart Instrumentation Delta Courses

Hexagon University | Browse your Hexagon...

Steps

New training items

EAM | Screen Designer Part 2

CloudWorx for Smart 3D | TruSpace Options

Hexagon University | Browse your Hexagon University platform

Hello, new learner! 🙌

Welcome to your new digital training platform!

We are happy to help you discover your new training space. Before starting your training and courses, we would like you to have a look at this path. This path consists of multiple microlearning to guide you on how to navigate through the platform, perform activities on it, and how to make best use of it.

So, all the best and let's get started.

Hexagon University | Explore the Hexagon University ...

In this course, you will learn about the basic sections/elements present in the Hexagon University home page.

SUCCESSFUL

Hexagon University | On-screen navigation elements

Exploring a new platform is always fun. So, here is a video that will guide you through all the navigation elements required for...

SUCCESSFUL

Hexagon University | How to personalize your profile i...

It's a good practice to maintain a complete and clear profile. It helps others to know and contact you. This course guides you to...


SUCCESSFUL

Hexagon University | How to access your training in H...

This course talks about how, and from where, you can access the training in Hexagon University.

WE WILL SEE MORE OF THIS IN THE LIVE DEMO

Course Specific Test Drive (live eLearn walk-thru) screen shots



Ins
Engineering
Data
Editor (EDE)

Prof. Hexster narrates the Session Summary and steps you through each exercise in a course.

Session in Summary:

- EDE Views
- EDE Explorer
- EDE Layouts
- Working with EDE View Data & Actions tab
- EDE Access Rights

Generating Engineering Data Editor (EDE) Views | Page 2/12


The videos walks you through a task click-by-click w/ detailed narration.

Ins
Engineering
Data
Editor (EDE)

Generating EDE Views:

- Generate an EDE View from a Query
- Duplicate an existing EDE View
- Generate an EDE View from a SQL in the SQL Editor.


Creating an EDE View out of an SQL generates a view-only EDE. To make one editable, you must use the Convert to Query command in the SQL Editor. The view-only EDE has filtering /sorting/ grouping and reporting capabilities.



Let's Login and look around the eLearning Portal!

(Live Demo)

Group Administration Fundamentals




Hexagon University | Group Administration Fundamentals

Overview

Eric Boyce BRITTING...

A company designee can register to become the Group Administrator on the site and steer the training activities of learning participants. The Admin. must complete the training modules to function in that role.





Hexagon University | Group Administration Fundamentals

This learning path will introduce you to the group administrator role on Hexagon University. It is intended for anyone who needs to act as a training coordinator or administrator to manage online learning for a group on Hexagon University.

[See more](#)

Steps

-  **Hexagon University | Group Administration Introduction**
This course provides the new group administrator with an introduction to how to perform that role on Hexagon University.... 0%
-  **Hexagon University | Monitor Learner Activity and Stat...**
This course is for group administrators who need to monitor

Your session

Hexagon University | Group Administrat...
Jan 6, 2023 • No end date

No comments yet

A question, something to add? Be the first to comment


[COMMENT](#)

After taking the steps in this learning path, you will be able to:

- Distinguish the group administrator role from other roles on the site.
- Monitor user training history.
- Assign training to users.
- Manage user access to your group.
- Personalize and update your group environment.
- Use subgroups to segregate user populations.

lyondellbasell

Group Administration Fundamentals



Hexagon University | Group Administration Fundamentals

This learning path will introduce you to the group administrator role on Hexagon University. It is intended for anyone who needs to act as a training coordinator or administrator to manage online learning for a group on Hexagon University.

There are no prerequisites for this path, other than having the group administrator role on the site.

After taking the steps in this learning path, you will be able to:

- Distinguish the group administrator role from other roles on the site.
- Monitor user training history.
- Assign training to users.
- Manage user access to your group.
- Personalize and update your group environment.
- Use subgroups to segregate user populations.

[See less](#)



Hexagon University | Group Administration Introduction

This course provides the new group administrator with an introduction to how to perform that role on Hexagon University....

0%



Hexagon University | Monitor Learner Activity and Stat...

This course is for group administrators who need to monitor training activity and statistics for the learners in their group....

0%



Hexagon University | Assign Training to Learners

This course is for group administrators who need to assign training to the learners in their group on Hexagon University. Learning...

0%




Hexagon University | Control User Access to the Site


This course is for group administrators who need to control site access for the users they manage. Learning objectives - Describe...

0%

Supplemental Presentation Documentation.



- 01 Brochure Hexagon-University (see eLearn website)
- 02 SmartPlant Instrumentation Instruments and Control Loops 1 Version 2016 SP1 (11.00.01) (sample doc)
- 03 FAQ Frequently Asked Questions (see eLearn website)
- 04 HU Smart Instrumentation Introduction (About – sample doc)
- 05 Sample Course/Path Certificate



Hexagon University

October 4, 2022
**Intergraph Smart Instrumentation
Training**

— Achievement —

This document certifies that **Mitchell Fortey** has completed the training
"Intergraph Smart Instrumentation" (420 minutes)
provided by Hexagon

For all legal purposes.

Course summary: The Smart Instrumentation Series introduces the basic features and tasks used in
SI.

To check the authenticity of this document, please contact:
=


You can also find this document on the Internet at the following address: <https://university.hexagon.com/learning.com/redirect/api/certification/3148810952846982>

Reference Number: 3148810952846982



HEXAGON

Questions?



Mitch Fortey
SmartPlant IE Administrator
CVO Site Integration-Technical

Lyondell Chemical Company
2502 Sheldon Road
Channelview, TX 77530
United States

Direct +1 281 862 4323

mitch.fortey@lyondellbasell.com